



**SCOTTSDALE
COMMUNITY COLLEGE**

A MARICOPA COMMUNITY COLLEGE

**Community College Survey of Student Engagement (CCSSE)
Benchmark Analysis**

Spring 2017

Contents

Executive Summary	2
Benchmark Comparisons	4
Benchmarks Score Comparisons	4
Enrollment Status Benchmark Score Comparisons	6
Benchmark Itemized Results	9
1) Active and Collaborative Learning	9
2) Student-Faculty Interaction	11
3) Student Effort	13
4) Support for Learners.....	15
5) Academic Challenge	17



Executive Summary

Community College Survey of Student Engagement (CCSSE) is a survey that is designed to measure various aspects of the educational experiences of community college students. This survey focuses on student engagement, defined as “the amount of time and energy that students invest in meaningful educational practices.” CCSSE Benchmarks of effective educational practice include five areas shown to be important to students’ college experiences and educational outcomes. SCC administered the survey in Spring 2017 and yielded a sample of 803 students (weighted).

BENCHMARK ANALYSIS KEY FINDINGS:

- **CONSISTENT HIGH AND LOW BENCHMARKS:** For the last three CCSSE surveys (2011, 2014, and 2017), SCC’s top two benchmarks have been *Active and Collaborative Learning* and *Student-Faculty Interaction*. The bottom of the five benchmarks is consistently *Academic Challenge*. In 2017, SCC scored lower than MCCC and National samples on three of five benchmarks.
- **FULL-TIME STUDENTS ARE MORE ENGAGED:** Full-time students have dramatically higher benchmark scores than part-time students. SCC full-time students also scored higher than MCCC and National students on *Active and Collaborative Learning* and *Student-Faculty Interaction*. Both full-time and part-time students scored lower than the other samples on *Academic Challenge*.
- **BENCHMARK ITEMS:** SCC scored higher and lower than MCCC and National samples on various benchmark items. Below are the items that SCC excelled on and needs improvement on when compared to both samples. The 5 highest aspects of student engagement are underlined, and the 5 lowest are in *italics* (CCSSE SCC 2017 Key Findings, page 4-5).

1. ACTIVE AND COLLABORATIVE LEARNING

- **SCC Excelled On:** students asking questions in class or contributing to class discussions; tutoring or teaching other students (paid or voluntary); discussing ideas from readings or classes with others outside of class (students, family members, co-workers, etc.); and participating in a community-based project (service-learning activity) as part of a regular course.
- **SCC Needs Improvement On:** students making presentations in class; and working with classmates outside of class to prepare class assignments.

2. STUDENT-FACULTY INTERACTION

- **SCC Excelled On:** students discussing ideas from readings or classes with instructors outside of class; receiving prompt feedback (written or oral) from instructors on their performance; and working with instructors on activities other than coursework.
- **SCC Needs Improvement On:** students discussing grades or assignments with an instructor.



3. STUDENT EFFORT

- **SCC Excelled On:** number of books students read on their own (not assigned) for personal enjoyment or academic enrichment; and student usage of peer or other tutoring.
- **SCC Needs Improvement On:** *students preparing two or more drafts of a paper or assignment before turning it in;* working on a paper or project that required integrating ideas or information from various sources; hours spent per week preparing for class (studying, reading, writing, rehearsing, doing homework, or other activities related to your program); and *usage of computer labs.*

4. SUPPORT FOR LEARNERS

- **SCC Excelled On:** amount of emphasis by college in regards to providing the support students need to succeed at this college; and helping students cope with their non-academic responsibilities (work, family, etc.).
- **SCC Needs Improvement On:** amount of emphasis by college in regards to providing the support students need to thrive socially; *providing the financial support students need to afford their education;* and how often students use academic advising/planning.

5. ACADEMIC CHALLENGE

- **SCC Excelled On:** amount of emphasis in coursework in regards to applying theories or concepts to practical problems or in new situations; and using information students have read or heard to perform a new skill.
- **SCC Needs Improvement On:** amount of emphasis in coursework in regards to analyzing the basic elements of an idea, experience, or theory; making judgements about the value or soundness of information, arguments, or methods; *the number of assigned textbooks, manuals, books, or packets of course readings; the number of written papers or reports of any length;* the extent to which examinations during the current academic year have challenged students to do their best work at this college; and amount of emphasis by college in regards to encouraging students to spend significant amounts of time studying.

For a complete list of item results, see the *SCC Itemized Frequency and Mean Results*. Additional analysis also provided by CCSSE in *CCSSE Scottsdale Community College 2017 Key Findings*.

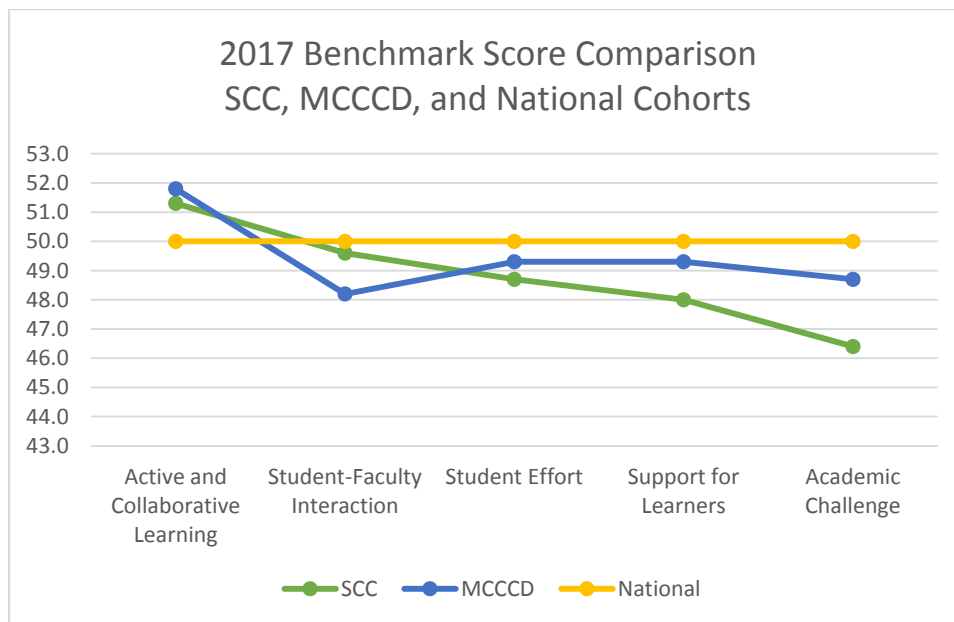


Benchmark Comparisons

Community College Survey of Student Engagement (CCSSE) is a survey that is designed to measure various aspects of the educational experiences of community college students. This report displays the benchmark totals and individual item results for the Spring 2017 CCSSE survey (N=803). Each of the items offers comparisons between Scottsdale Community College (SCC), Maricopa County Community College District (MCCCD), and the National Sample. Areas shaded in green are those in which SCC is above the MCCCD and National averages; areas in pink are below these averages.

Benchmarks Score Comparisons

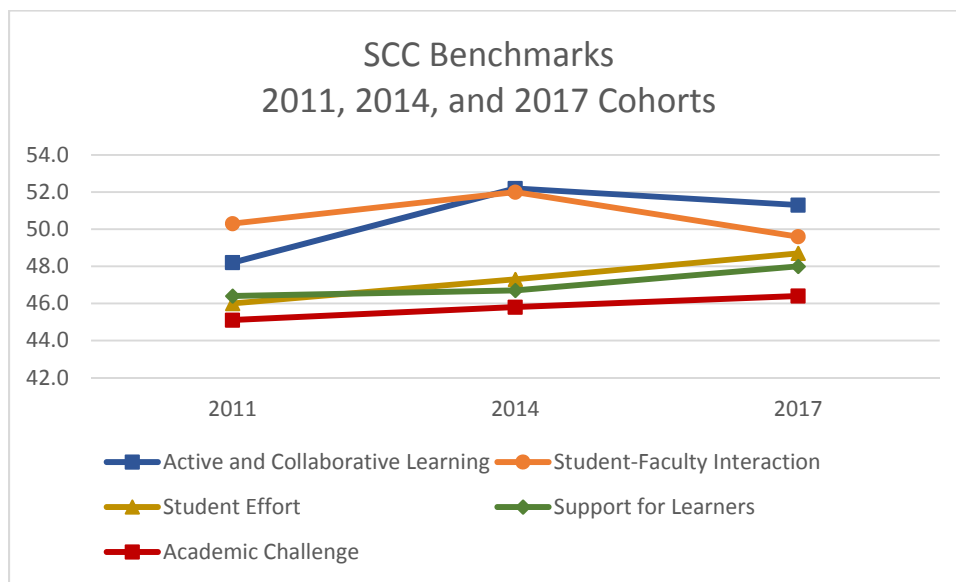
2017 Benchmark Score Comparison (Scores are standardized to the national sample mean of 50 with a standard deviation of 25)			
Benchmark	SCC Score	MCCCD Score	National Sample Score
Active and Collaborative Learning	51.3	51.8	50.0
Student-Faculty Interaction	49.6	48.2	50.0
Student Effort	48.7	49.3	50.0
Support for Learners	48.0	49.3	50.0
Academic Challenge	46.4	48.7	50.0



SCC's highest scores are on *Active and Collaborative Learning* and *Student-Faculty Interaction*. However, SCC scored lower than MCCCD and National samples on three of five benchmarks.



SCC Benchmark Score Comparisons 2011, 2014, and 2017 Scores (Each year, scores are standardized to the national sample mean of 50 with a standard deviation of 25)			
Benchmark	2011 Score	2014 Score	2017 Score
Active and Collaborative Learning	48.2	52.2	51.3
Student-Faculty Interaction	50.3	52.0	49.6
Student Effort	46.0	47.3	48.7
Support for Learners	46.4	46.7	48.0
Academic Challenge	45.1	45.8	46.4

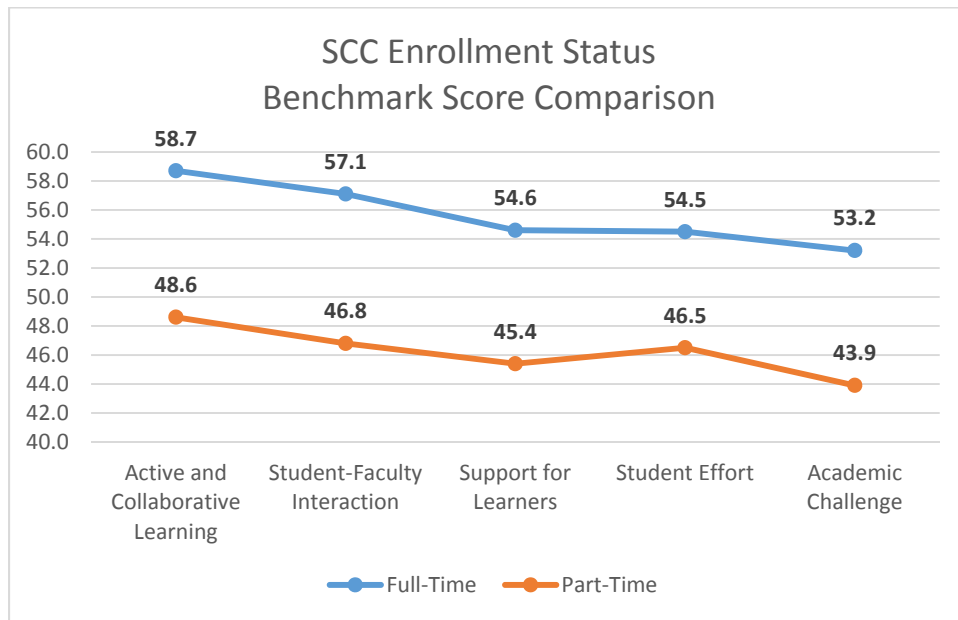


For the last three CCSSE surveys (2011, 2014, and 2017), SCC's top two benchmarks have been *Active and Collaborative Learning* and *Student-Faculty Interaction*. SCC's lowest score on the five benchmarks is consistently *Academic Challenge*.



Enrollment Status Benchmark Score Comparisons

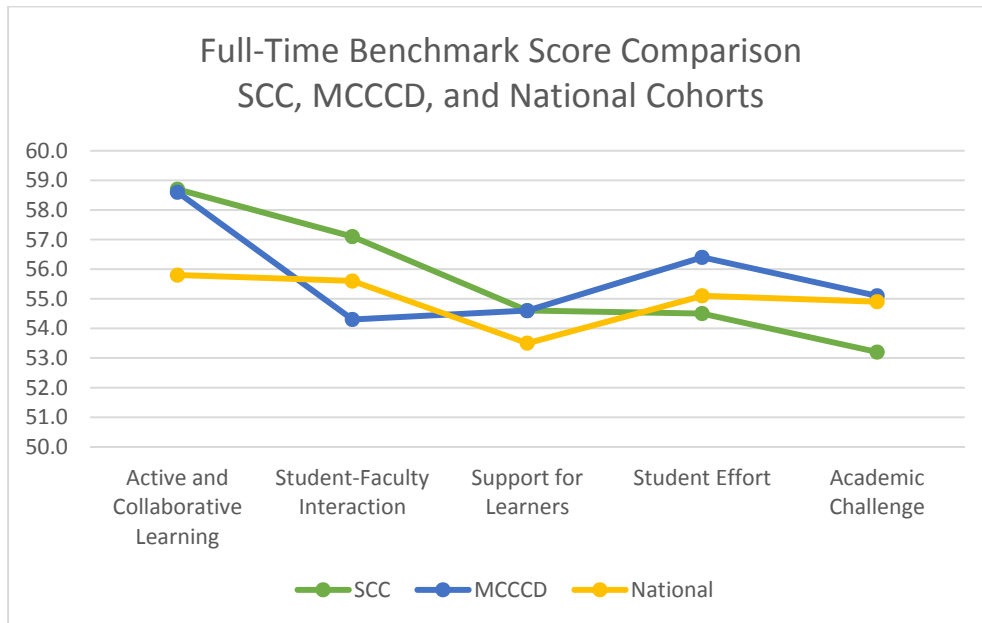
SCC Enrollment Status Benchmark Score Comparisons		
Benchmark	Full-time Score	Part-time Score
Active and Collaborative Learning	58.7	48.6
Student-Faculty Interaction	57.1	46.8
Support for Learners	54.6	45.4
Student Effort	54.5	46.5
Academic Challenge	53.2	43.9



Among SCC students, full-time students have dramatically higher benchmark scores than part-time students. The largest differences between full-time and part-time students are on *Active and Collaborative Learning* and *Student-Faculty Interaction* benchmarks.



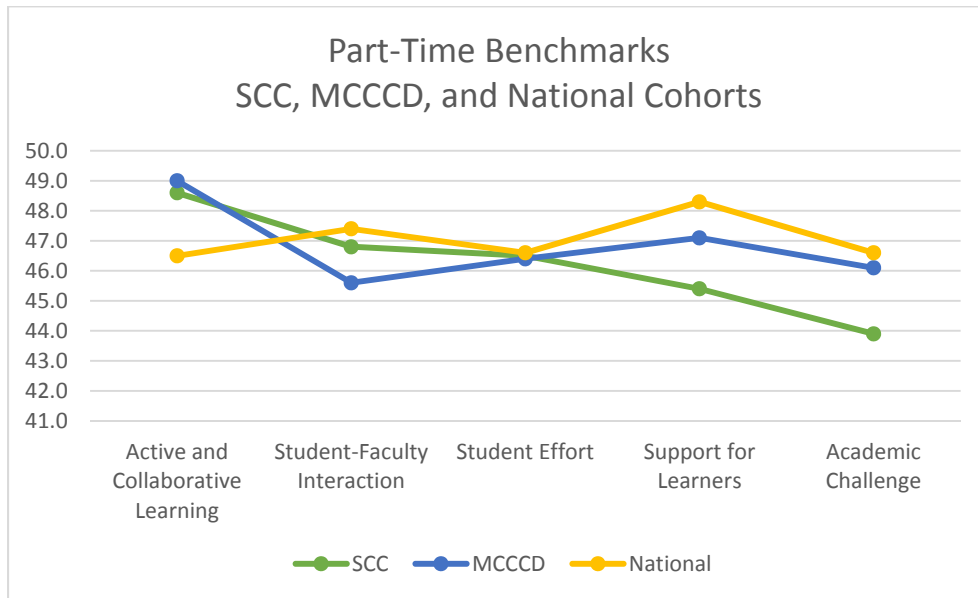
Full-time Benchmark Score Comparison			
Benchmark	SCC Score	MCCCD Score	National Sample Score
Active and Collaborative Learning	58.7	58.6	55.8
Student-Faculty Interaction	57.1	54.3	55.6
Support for Learners	54.6	54.6	53.5
Student Effort	54.5	56.4	55.1
Academic Challenge	53.2	55.1	54.9



When comparing across samples, SCC full-time students scored higher than MCCCD and National students on *Active and Collaborative Learning* and *Student-Faculty Interaction*, but lower on *Student Effort* and *Academic Challenge*.



Part-time Benchmark Score Comparison			
Benchmark	SCC Score	MCCCD Score	National Sample Score
Active and Collaborative Learning	48.6	49.0	46.5
Student-Faculty Interaction	46.8	45.6	47.4
Student Effort	46.5	46.4	46.6
Support for Learners	45.4	47.1	48.3
Academic Challenge	43.9	46.1	46.6



When comparing across samples, SCC part-time students scored lower than MCCCD and National students on *Support for Learners* and *Academic Challenge*.



Benchmark Itemized Results

Each benchmark is calculated using student responses to particular CCSSE questions. Below are the itemized frequency and mean results for all five benchmarks. Each item offers comparisons between Scottsdale Community College (SCC), Maricopa County Community College District (MCCCD), and the National Sample. Areas shaded in green are those in which SCC is above the MCCCD and National averages; areas in pink are below these averages. An asterisk (*) denotes a significant difference between the mean for SCC and the mean of either MCCCD or the National Sample.

1) Active and Collaborative Learning

★ Active and Collaborative Learning: Students learn more when they are actively involved in their education and have opportunities to think about and apply what they are learning in different settings. Through collaborating with others to solve problems or master challenging content, students develop valuable skills that prepare them to deal with real-life situations and problems, (CCSSE SCC 2017 Key Findings, page 3).

SCC's Benchmark Score of 51.3 is composed of the following questions:

4a. Frequency: Asked questions in class or contributed to class discussions						
Response	SCC Percent	MCCCD Percent	National Sample Percent	SCC Mean	MCCCD Mean	National Sample Mean
1-Never	3.2	3.3	2.6	2.95	2.91	2.94
2-Sometimes	29.8	32.2	31.2			
3-Often	35.9	34.9	35.6			
4-Very often	31.0	29.5	30.6			

4b. Frequency: Made a class presentation						
Response	SCC Percent	MCCCD Percent	National Sample Percent	SCC Mean	MCCCD Mean	National Sample Mean
1-Never	25.3	23.5	25.2	2.19	2.31	2.20
2-Sometimes	40.2	35.9	40.4			
3-Often	24.3	26.9	23.8			
4-Very often	10.2	13.7	10.6			



4f. Frequency: Worked with other students on projects during class						
Response	SCC Percent	MCCCD Percent	National Sample Percent	SCC Mean	MCCCD Mean	National Sample Mean
1-Never	10.9	9.0	11.0	2.62	2.72	2.59
2-Sometimes	35.7	31.6	36.7			
3-Often	34.2	37.6	34.5			
4-Very often	19.2	21.8	17.7			

4g. Frequency: Worked with classmates outside of class to prepare class assignments						
Response	SCC Percent	MCCCD Percent	National Sample Percent	SCC Mean	MCCCD Mean	National Sample Mean
1-Never	38.1	36.6	36.2	1.97	1.98	1.98
2-Sometimes	34.7	37.0	37.8			
3-Often	19.1	17.7	17.6			
4-Very often	8.0	8.6	8.3			

4h. Frequency: Tutored or taught other students (paid or voluntary)						
Response	SCC Percent	MCCCD Percent	National Sample Percent	SCC Mean	MCCCD Mean	National Sample Mean
1-Never	70.1	73.2	73.1	1.41	1.38	1.38
2-Sometimes	22.3	18.6	18.6			
3-Often	4.4	5.3	5.4			
4-Very often	3.2	3.0	2.9			

4i. Frequency: Participated in a community-based project (service-learning activity) as part of a regular course						
Response	SCC Percent	MCCCD Percent	National Sample Percent	SCC Mean	MCCCD Mean	National Sample Mean
1-Never	68.0	72.7	74.0	1.49	1.40	1.38
2-Sometimes	20.1	17.9	17.3			
3-Often	6.9	5.9	5.8			
4-Very often	5.0	3.5	2.9			



4q. Frequency: Discussed ideas from your readings or classes with others outside of class (students, family members, co-workers, etc.)						
Response	SCC Percent	MCCCD Percent	National Sample Percent	SCC Mean	MCCCD Mean	National Sample Mean
1-Never	12.9	16.5	14.0	2.57	2.50	2.54
2-Sometimes	37.0	35.9	37.6			
3-Often	30.5	28.7	29.0			
4-Very often	19.6	18.9	19.4			

2) Student-Faculty Interaction

★ Student-Faculty Interaction: In general, the more contact students have with their teachers, the more likely they are to learn effectively and to persist toward achievement of their educational goals. Through such interactions, faculty members become role models, mentors, and guides for continuous, lifelong learning, (CCSSE SCC 2017 Key Findings, page 3).

SCC's Benchmark Score of 49.6 is composed of the following questions:

4j. Frequency: Used e-mail to communicate with an instructor						
Response	SCC Percent	MCCCD Percent	National Sample Percent	SCC Mean	MCCCD Mean	National Sample Mean
1-Never	5.9	6.2	5.7	2.90	2.89	2.95
2-Sometimes	29.1	30.3	28.0			
3-Often	33.8	31.4	31.7			
4-Very often	31.2	32.1	34.6			

4k. Frequency: Discussed grades or assignments with an instructor						
Response	SCC Percent	MCCCD Percent	National Sample Percent	SCC Mean	MCCCD Mean	National Sample Mean
1-Never	13.1	11.7	8.8	2.51	2.55	2.64
2-Sometimes	40.4	40.8	39.0			
3-Often	28.5	27.9	31.4			
4-Very often	17.9	19.6	20.8			



4l. Frequency: Talked about career plans with an instructor or advisor

Response	SCC Percent	MCCCD Percent	National Sample Percent	SCC Mean	MCCCD Mean	National Sample Mean
1-Never	27.6	30.2	24.2	2.14	2.09	2.21
2-Sometimes	40.1	41.1	42.3			
3-Often	23.4	18.8	21.6			
4-Very often	8.9	9.9	11.9			

4m. Frequency: Discussed ideas from your readings or classes with instructors outside of class

Response	SCC Percent	MCCCD Percent	National Sample Percent	SCC Mean	MCCCD Mean	National Sample Mean
1-Never	39.7	50.0	44.1	1.85	1.73	1.81
2-Sometimes	40.5	32.4	36.7			
3-Often	15.0	12.0	13.1			
4-Very often	4.9	5.5	6.1			

4n. Frequency: Received prompt feedback (written or oral) from instructors on your performance

Response	SCC Percent	MCCCD Percent	National Sample Percent	SCC Mean	MCCCD Mean	National Sample Mean
1-Never	4.7	7.1	6.6	2.90	2.80	2.78
2-Sometimes	27.8	30.0	31.0			
3-Often	40.6	38.9	39.8			
4-Very often	26.8	23.9	22.6			

4p. Frequency: Worked with instructors on activities other than coursework

Response	SCC Percent	MCCCD Percent	National Sample Percent	SCC Mean	MCCCD Mean	National Sample Mean
1-Never	62.6	67.6	65.6	1.55	1.46	1.50
2-Sometimes	23.5	21.7	22.5			
3-Often	10.2	7.8	8.3			
4-Very often	3.6	3.0	3.6			



3) Student Effort

★ Student Effort: Students’ own behaviors contribute significantly to their learning and the likelihood that they will successfully attain their educational goals, (CCSSE SCC 2017 Key Findings, page 3).

SCC’s Benchmark Score of 48.7 is composed of the following questions:

4c. Frequency: Prepared two or more drafts of a paper or assignment before turning it in						
Response	SCC Percent	MCCCD Percent	National Sample Percent	SCC Mean	MCCCD Mean	National Sample Mean
1-Never	27.6	21.2	20.0	2.32	2.52	2.51
2-Sometimes	30.8	27.5	29.5			
3-Often	23.7	29.8	29.8			
4-Very often	18.0	21.5	20.7			

4d. Frequency: Worked on a paper or project that required integrating ideas or information from various sources						
Response	SCC Percent	MCCCD Percent	National Sample Percent	SCC Mean	MCCCD Mean	National Sample Mean
1-Never	15.3	10.7	8.9	2.70	2.84	2.86
2-Sometimes	25.1	23.7	24.7			
3-Often	33.9	36.0	37.7			
4-Very often	25.7	29.5	28.7			

4e. Frequency: Come to class without completing readings or assignments						
Response	SCC Percent	MCCCD Percent	National Sample Percent	SCC Mean	MCCCD Mean	National Sample Mean
1-Never	33.5	32.4	33.8	1.86	1.88	1.85
2-Sometimes	51.5	51.4	51.7			
3-Often	10.0	11.4	10.1			
4-Very often	4.9	4.8	4.4			



6b. Number of books read on your own (not assigned) for personal enjoyment or academic enrichment						
Response	SCC Percent	MCCCD Percent	National Sample Percent	SCC Mean	MCCCD Mean	National Sample Mean
0- None	27.5	34.5	35.6	1.08	0.99	0.98
1- 1 to 4	49.1	44.4	43.7			
2- 5 to 10	15.1	12.6	11.9			
3- 11 to 20	4.5	4.4	4.6			
4- More than 20	3.8	4.1	4.1			

10a. Hours spent per week: Preparing for class (studying, reading, writing, rehearsing, doing homework, or other activities related to your program)						
Response	SCC Percent	MCCCD Percent	National Sample Percent	SCC Mean	MCCCD Mean	National Sample Mean
0- None	0.7	1.4	1.6	1.90	1.91	1.99
1- 1-5	42.8	42.7	39.5			
2- 6-10	33.0	31.2	30.4			
3- 11-20	15.5	16.3	18.4			
4- 21-30	4.8	5.5	6.6			
5- More than 30	3.1	2.9	3.5			

12d.1. How often have you used the following service?: Peer or other tutoring						
Response	SCC Percent	MCCCD Percent	National Sample Percent	SCC Mean	MCCCD Mean	National Sample Mean
0- Never	57.0	58.4	64.0	0.88	0.83	0.71
1- 1 time	12.1	12.8	11.4			
2- 2-4 times	17.0	16.4	14.0			
3- 5 or more times	13.9	12.4	10.6			

12e.1. How often have you used the following service?: Skill labs (writing, math, etc.)						
Response	SCC Percent	MCCCD Percent	National Sample Percent	SCC Mean	MCCCD Mean	National Sample Mean
0- Never	56.5	61.5	57.6	0.90	0.78	0.90
1- 1 time	13.1	10.0	10.7			
2- 2-4 times	14.5	17.1	16.1			
3- 5 or more times	15.9	11.4	15.7			



12h.1. How often have you used the following service?: Computer lab						
Response	SCC Percent	MCCCD Percent	National Sample Percent	SCC Mean	MCCCD Mean	National Sample Mean
0- Never	36.8	40.1	35.4	1.39	1.35	1.50
1- 1 time	15.6	12.1	11.4			
2- 2-4 times	19.9	20.0	21.2			
3- 5 or more times	27.7	27.8	32.1			

4) Support for Learners

★ Support for Learners: Students perform better and are more satisfied at colleges that provide important support services, cultivate positive relationships among groups on campus, and demonstrate commitment to their success, (CCSSE SCC 2017 Key Findings, page 3).

SCC's Benchmark Score of 48.0 is composed of the following questions:

9b. Amount of emphasis by college: Providing the support you need to succeed at this college						
Response	SCC Percent	MCCCD Percent	National Sample Percent	SCC Mean	MCCCD Mean	National Sample Mean
1-Very little	2.9	3.9	4.2	3.15	3.07	3.05
2-Some	17.9	20.8	20.9			
3-Quite a bit	40.8	40.0	41.0			
4-Very much	38.3	35.3	33.9			

9c. Amount of emphasis by college: Encouraging contact among students from different economic, social, and racial or ethnic backgrounds						
Response	SCC Percent	MCCCD Percent	National Sample Percent	SCC Mean	MCCCD Mean	National Sample Mean
1-Very little	14.4	14.5	14.5	2.64	2.69	2.64
2-Some	30.2	27.9	30.4			
3-Quite a bit	32.2	31.4	31.6			
4-Very much	23.2	26.2	23.4			



9d. Amount of emphasis by college: Helping you cope with your non-academic responsibilities (work, family, etc.)

Response	SCC	MCCCD	National	SCC	MCCCD	National
	Percent	Percent	Sample Percent	Mean	Mean	Sample Mean
1-Very little	35.6	39.1	36.4	2.04	2.00	2.03
2-Some	35.5	32.0	34.4			
3-Quite a bit	18.7	19.0	18.8			
4-Very much	10.2	10.0	10.4			

9e. Amount of emphasis by college: Providing the support you need to thrive socially

Response	SCC	MCCCD	National	SCC	MCCCD	National
	Percent	Percent	Sample Percent	Mean	Mean	Sample Mean
1-Very little	28.2	27.7	25.4	2.14	2.22	2.24
2-Some	39.8	35.7	38.1			
3-Quite a bit	21.9	23.8	24.0			
4-Very much	10.0	12.8	12.5			

9f. Amount of emphasis by college: Providing the financial support you need to afford your education

Response	SCC	MCCCD	National	SCC	MCCCD	National
	Percent	Percent	Sample Percent	Mean	Mean	Sample Mean
1-Very little	27.9	27.1	21.6	2.33	2.41	2.55*
2-Some	29.6	26.9	26.8			
3-Quite a bit	23.9	23.8	26.6			
4-Very much	18.6	22.2	25.0			

12a.1. How often have you used the following service?: Academic advising/planning

Response	SCC	MCCCD	National	SCC	MCCCD	National
	Percent	Percent	Sample Percent	Mean	Mean	Sample Mean
0- Never	18.9	17.5	16.2	1.46	1.47	1.56
1- 1 time	26.9	28.4	24.6			
2- 2-4 times	44.0	43.4	46.5			
3- 5 or more times	10.2	10.8	12.8			



12b.1. How often have you used the following service?: Career counseling						
Response	SCC Percent	MCCCD Percent	National Sample Percent	SCC Mean	MCCCD Mean	National Sample Mean
0- Never	66.1	65.0	65.1	0.54	0.54	0.56
1- 1 time	16.9	18.9	16.9			
2- 2-4 times	13.7	13.1	14.6			
3- 5 or more times	3.3	3.0	3.4			

5) Academic Challenge

★ Academic Challenge: Challenging intellectual and creative work is central to student learning and collegiate quality. These survey items address the nature and amount of assigned academic work, the complexity of cognitive tasks presented to students, and the rigor of examinations used to evaluate student performance, (CCSSE SCC 2017 Key Findings, page 3).

SCC's Benchmark Score of 46.4 is composed of the following questions:

4a. Frequency: Worked harder than you thought you could to meet an instructor's standards or expectations						
Response	SCC Percent	MCCCD Percent	National Sample Percent	SCC Mean	MCCCD Mean	National Sample Mean
1- Never	10.4	12.0	9.5	2.57	2.57	2.63
2- Sometimes	38.2	36.3	36.7			
3- Often	35.5	34.1	35.3			
4- Very often	15.9	17.6	18.5			

5b. Amount of emphasis in coursework: Analyzing the basic elements of an idea, experience, or theory						
Response	SCC Percent	MCCCD Percent	National Sample Percent	SCC Mean	MCCCD Mean	National Sample Mean
1- Very little	5.7	5.1	4.3	2.88	2.92	2.91
2- Some	25.9	25.1	26.4			
3- Quite a bit	43.0	42.6	43.2			
4- Very much	25.5	27.3	26.0			



5c. Amount of emphasis in coursework: Forming a new idea or understanding from various pieces of information						
Response	SCC Percent	MCCCD Percent	National Sample Percent	SCC Mean	MCCCD Mean	National Sample Mean
1-Very little	5.8	5.8	5.2	2.88	2.89	2.88
2-Some	26.2	25.8	27.4			
3-Quite a bit	42.5	42.1	41.6			
4-Very much	25.5	26.3	25.8			

5d. Amount of emphasis in coursework: Making judgements about the value or soundness of information, arguments, or methods						
SCC Mean	SCC Mean	SCC Mean	National Sample Percent	SCC Mean	MCCCD Mean	National Sample Mean
1-Very little	12.7	12.5	10.7	2.60	2.64	2.66
2-Some	33.6	31.3	33.4			
3-Quite a bit	34.3	35.7	35.5			
4-Very much	19.4	20.6	20.4			

5e. Amount of emphasis in coursework: Applying theories or concepts to practical problems or in new situations						
Response	SCC Percent	MCCCD Percent	National Sample Percent	SCC Mean	MCCCD Mean	National Sample Mean
1-Very little	8.5	9.9	8.7	2.77	2.73	2.75
2-Some	29.4	30.4	31.0			
3-Quite a bit	38.6	36.3	36.4			
4-Very much	23.6	23.4	23.9			

5f. Amount of emphasis in coursework: Using information you have read or heard to perform a new skill						
Response	SCC Percent	MCCCD Percent	National Sample Percent	SCC Mean	MCCCD Mean	National Sample Mean
1-Very little	7.3	8.7	7.8	2.95	2.84	2.86
2-Some	23.7	27.5	27.0			
3-Quite a bit	35.6	35.2	36.2			
4-Very much	33.3	28.6	29.0			



6a. Number of assigned textbooks, manuals, books, or packets of course readings						
Response	SCC Percent	MCCCD Percent	National Sample Percent	SCC Mean	MCCCD Mean	National Sample Mean
0- None	4.7	3.6	2.5	1.74	1.91	2.04*
1- 1 to 4	46.9	41.5	36.7			
2- 5 to 10	26.4	27.2	29.6			
3- 11 to 20	13.5	15.7	16.6			
4- More than 20	8.5	12.0	14.6			

6c. Number of written papers or reports of any length						
Response	SCC Percent	MCCCD Percent	National Sample Percent	SCC Mean	MCCCD Mean	National Sample Mean
0- None	19.5	12.1	10.1	1.52	1.75	1.83*
1- 1 to 4	34.4	33.9	31.8			
2- 5 to 10	26.4	29.9	31.7			
3- 11 to 20	13.3	15.6	17.2			
4- More than 20	6.3	8.6	9.1			

7. Mark the response that best represents the extent to which your examinations during the current academic year have challenged you to do your best work at this college

Response	SCC Percent	MCCCD Percent	National Sample Percent	SCC Mean	MCCCD Mean	National Sample Mean
1-Extremely easy	2.1	1.2	1.0	4.63	4.84	4.90*
2-	2.2	2.6	2.1			
3-	8.5	6.6	6.7			
4-	33.4	27.6	25.9			
5-	30.7	34.0	34.6			
6-	17.0	19.1	20.4			
7-Extremely challenging	6.1	8.9	9.4			

9a. Amount of emphasis by college: Encouraging you to spend significant amounts of time studying

Response	SCC Percent	MCCCD Percent	National Sample Percent	SCC Mean	MCCCD Mean	National Sample Mean
1-Very little	4.4	4.1	3.7	2.90	3.06	3.03
2-Some	27.4	19.5	21.6			
3-Quite a bit	41.9	42.8	42.9			
4-Very much	26.4	33.5	31.8			

